



INDIAN SCHOOL AL WADI AL KABIR

DEPARTMENT OF MATHEMATICS (2023-2024)

TOPIC: NUMBERS

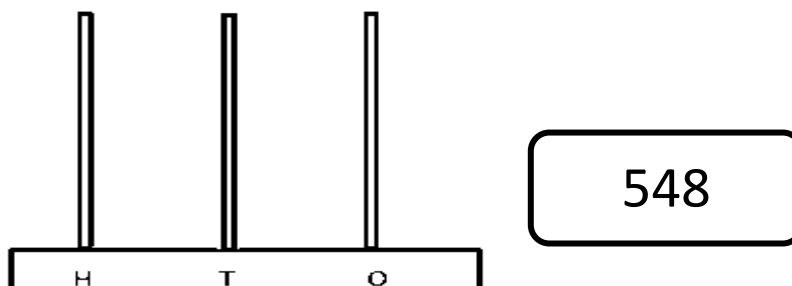
RECALL WORKSHEET

RESOURCE PERSON: Ms. Rainha Peter

NAME: _____ CLASS: III SEC: _____ DATE: _____

Read the instructions and do as directed.

I. Draw beads on the picture of the Spike Abacus to show the given number and answer the questions based on it.



a. The number name for the number shown on the abacus is

b. Write the Expanded Form of the given number in two ways.

$$548 = \underline{\hspace{2cm}} + \underline{\hspace{2cm}} + \underline{\hspace{2cm}}$$
$$= \underline{\hspace{2cm}} + \underline{\hspace{2cm}} + \underline{\hspace{2cm}}$$

II. Fill in the blanks with the correct answer.

a) The **Place Value** of the digit **9** in the number 945 is _____.

b) **7** hundreds + **3** ones = _____.

c) The number **before** 600 is _____.

d) **1 more than** 899 is _____.

e) The number **between** 565 and 567 is _____.

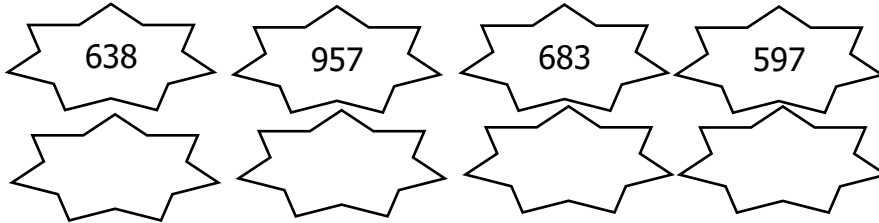
III. Compare the numbers and fill in the boxes with the correct signs. (<, > or =)

a) 795 759

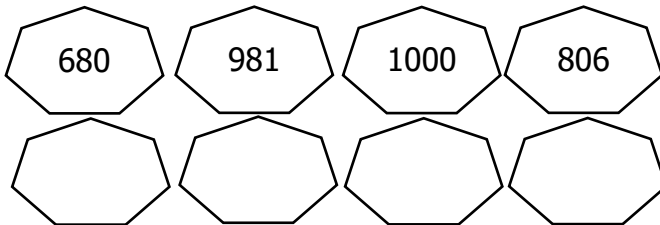
b) 413 513

c) 826 826

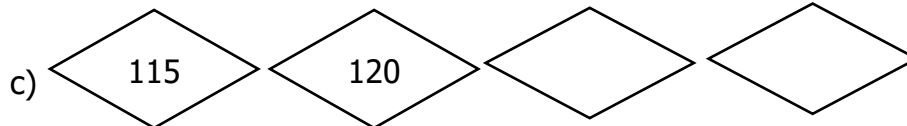
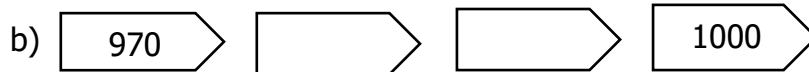
IV. a) Arrange the following numbers in **ascending order**.



b) Arrange the following numbers in **descending order**.



V. Observe the pattern and fill in the blanks.



VI. Colour the Even numbers in yellow and the Odd numbers in orange.

